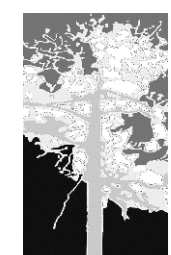


0 25' 50' 100'
SCALE: 1" = 50'



ANDERSON LESNIAK LIMITED, INC.
landscape architects land planners
4921 S. WESTSHORE BOULEVARD
TAMPA, FLORIDA 33611
(813) 831-9595 (813) 831-1413
alyson@andersonlesniak.net
www.andersonlesniak.net

DATE		BY	DESCRIPTION	REVISIONS		DATE	BY	DESCRIPTION

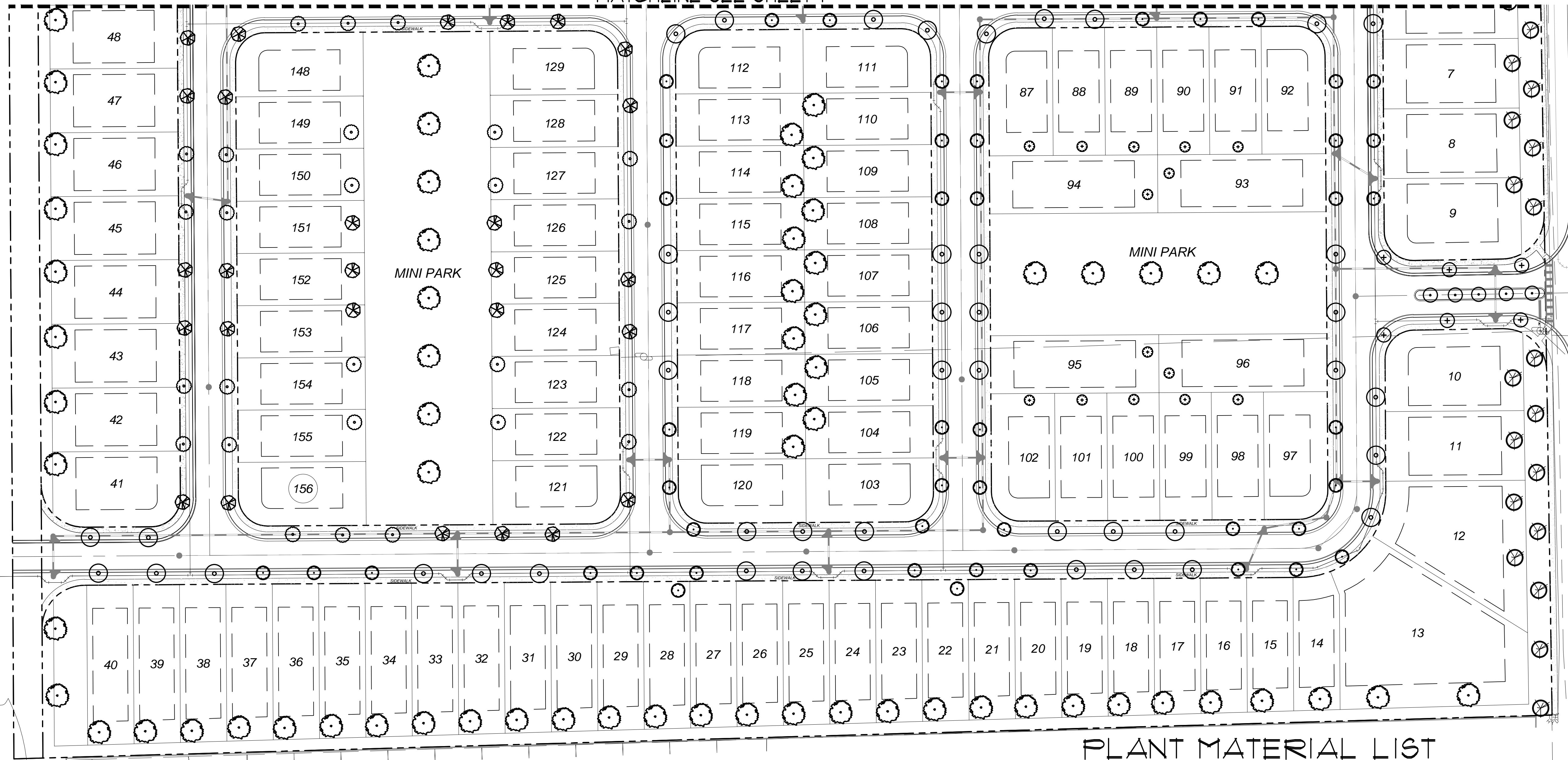
L. ALYSON UTTER, ASLA
LA0001163

PRELIMINARY LANDSCAPE PLAN

ROBINS RUN
LAKE WALES, FLORIDA

DATE: 05-20-2021
PROJECT NO.: CBD-4
DRAWN BY: BG
CHECKED BY: LAU
SCALE: 1"=50'
SHEET: 1 OF 2

MATCHLINE SEE SHEET 1



PLANT MATERIAL LIST

PROPOSED TREES

- CABBAGE PALM = 5
- WINGED ELM = 74
- AMERICAN ELM = 68
- LIVE OAK = 106
- RED MAPLE = 67
- ALLEE ELM = 40
- MAGNOLIA = 14
- CEDAR = 14
- HOLLY = 38
- TOTAL = 472

TREE REQUIREMENTS

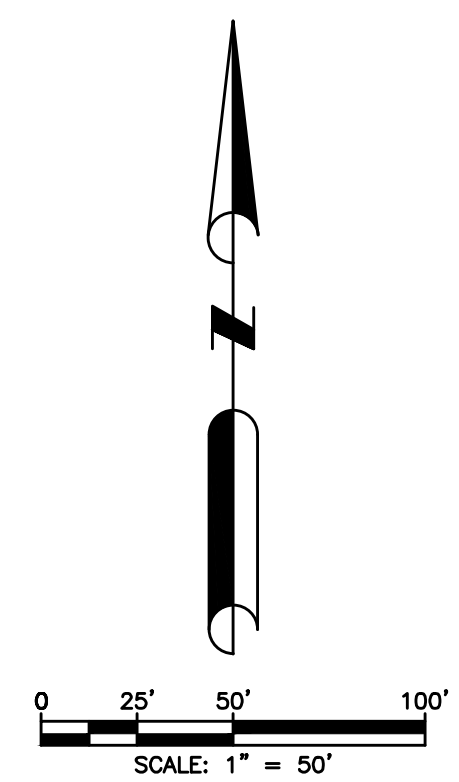
TREE PLANTING REQUIREMENTS FOR RESIDENTIAL LOTS ARE AS FOLLOWS:
 a. LOTS LESS THAN 10,000 SF - TWO, TWO-INCH CALIPER SHADE TREES, WITH A MINIMUM EIGHT FEET HEIGHT
 b. LOT 10,000 SF OR LARGER, THREE, TWO-INCH CALIPER SHADE TREES, EIGHT A MINIMUM EIGHT FEET HEIGHT.
 c. STREET TREES ARE ALSO COUNTED AS LOT TREES*

LOTS UNDER 10,000 SF 150 X 2 = 300 TREES
 LOTS OVER 10,000 SF 6 X 3 = 18 TREES
 165 STREET/LOT TREES + 153 LOT TREES = 318 TREES LOT TREES

RIGHT OF WAY TREES ONE PER 50 LF 2,400 LF / 50 = 48 TREES
 STREET TREES ONE PER 50 LF 11,400 LF / 50 = 243 TREES*
 PARK TREES ONE PER 6,000 SF 167,341 LF / 6,000 = 28 TREES

TOTAL REQUIRED TREES - 153 + 243 + 48 + 28 = 472 TREES

SYMBOL	QUANTITY	BOTANICAL NAME	COMMON NAME	SPECIFICATIONS	SPACING
	5	SABAL PALMETTO	CABBAGE PALM WITH BOOTS ON TRUNK	10'-15' CLEAR TRUNK HEIGHTS, REGENERATED FRONDS	AS SHOWN
	74	ULMUS ALATA	WINGED ELM	8' HT X 4' SPD, 2" CALIPER	AS SHOWN
	68	ULMUS AMERICANA	AMERICAN ELM	8' HT X 4' SPD, 2" CALIPER	AS SHOWN
	106	QUERCUS VIRGINIANA	LIVE OAK	8' HT X 4' SPD, 2" CALIPER	AS SHOWN
	67	ACER RUBRUM	RED MAPLE	8' HT X 4' SPD, 2" CALIPER	AS SHOWN
	40	ULMUS PARVIFOLIA "ALLEE"	ALLEE ELM	8' HT X 4' SPD, 2" CALIPER	AS SHOWN
	14	MAGNOLIA GRANDIFLORA	SOUTHERN MAGNOLIA	8' HT X 4' SPD, 2" CALIPER	AS SHOWN
	14	JUNIPERUS SILICICOLA	SOUTHERN RED CEDAR	8' HT X 3' SPD, 2" CALIPER	AS SHOWN
	38	ILEX VOMITORIA	YAUPON HOLLY	8' HT X 4' SPD, 2" CALIPER	AS SHOWN



ANDERSON LESNIAK LIMITED, INC.
 landscape architects land planners
 4921 S. WESTSHORE BOULEVARD
 TAMPA, FLORIDA 33611
 (813) 831-9595 (813) 831-1413
 alyson@andersonlesniak.net
 www.andersonlesniak.net

REVISIONS					
DATE	BY	DESCRIPTION	DATE	BY	DESCRIPTION

L. ALYSON UTTER, ASLA
 LA0001163

PRELIMINARY LANDSCAPE PLAN
 ROBINS RUN
 LAKE WALES, FLORIDA

DATE: 05-20-2021
PROJECT NO.: CBD-4
DRAWN BY: BG
CHECKED BY: LAU
SCALE: 1"=50'
SHEET: 2 OF 2